

Quick Tips to Beat the Spring Slide

What we can predict, we can prevent!

March 13, 2025

So happy to be here with you!


Emily Orngard: *Director of Professional Learning and District Partnerships* at EveryDay Labs



Please take a moment to introduce yourself in the chat! Share your name, role & district.

Welcome!

- No, the recording will not be available, but we will share the slides and resources with you via email tomorrow. :)
- Please put any questions you have throughout the session in the Q&A section in Zoom.



An Industry-Leading Solution



Data Intelligence &
Collaboration Tools



Evidence-based
attendance campaigns



Individualized Family
Support



Expert professional
learning

**More students
learning**

**More time back
for staff**

Goals For Today

- What is the Spring Slide?
- What strategies will reduce the impact of the Spring Slide?

The Spring Slide



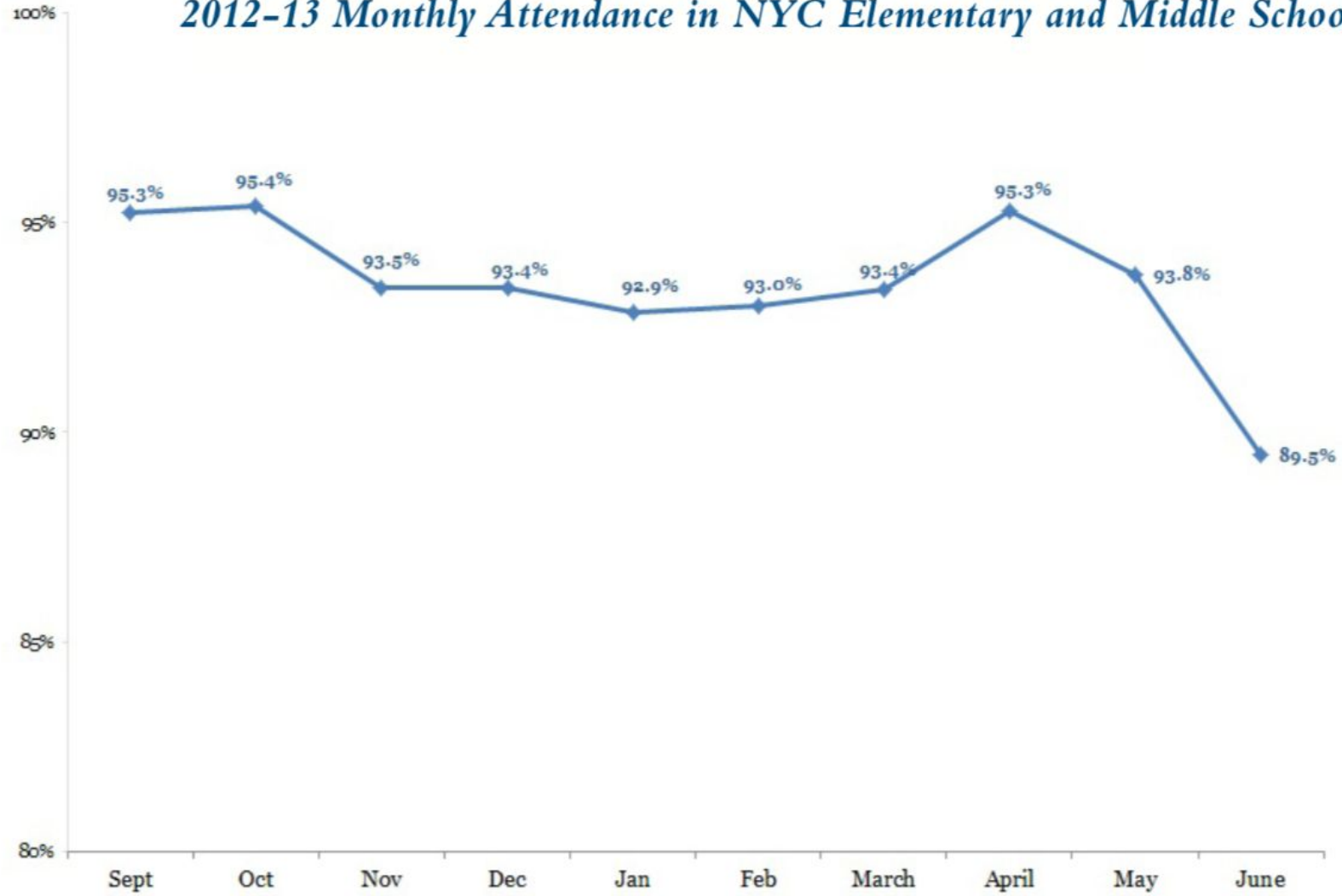
A decrease in attendance in the spring semester

- 25% of students are more likely to miss school in the spring than in the fall

Why?

- 17% of those students reported that 'nothing really happens in class during the last few weeks of school'
- 3% of those students said they don't go because they want to hang out with their friends outside of school

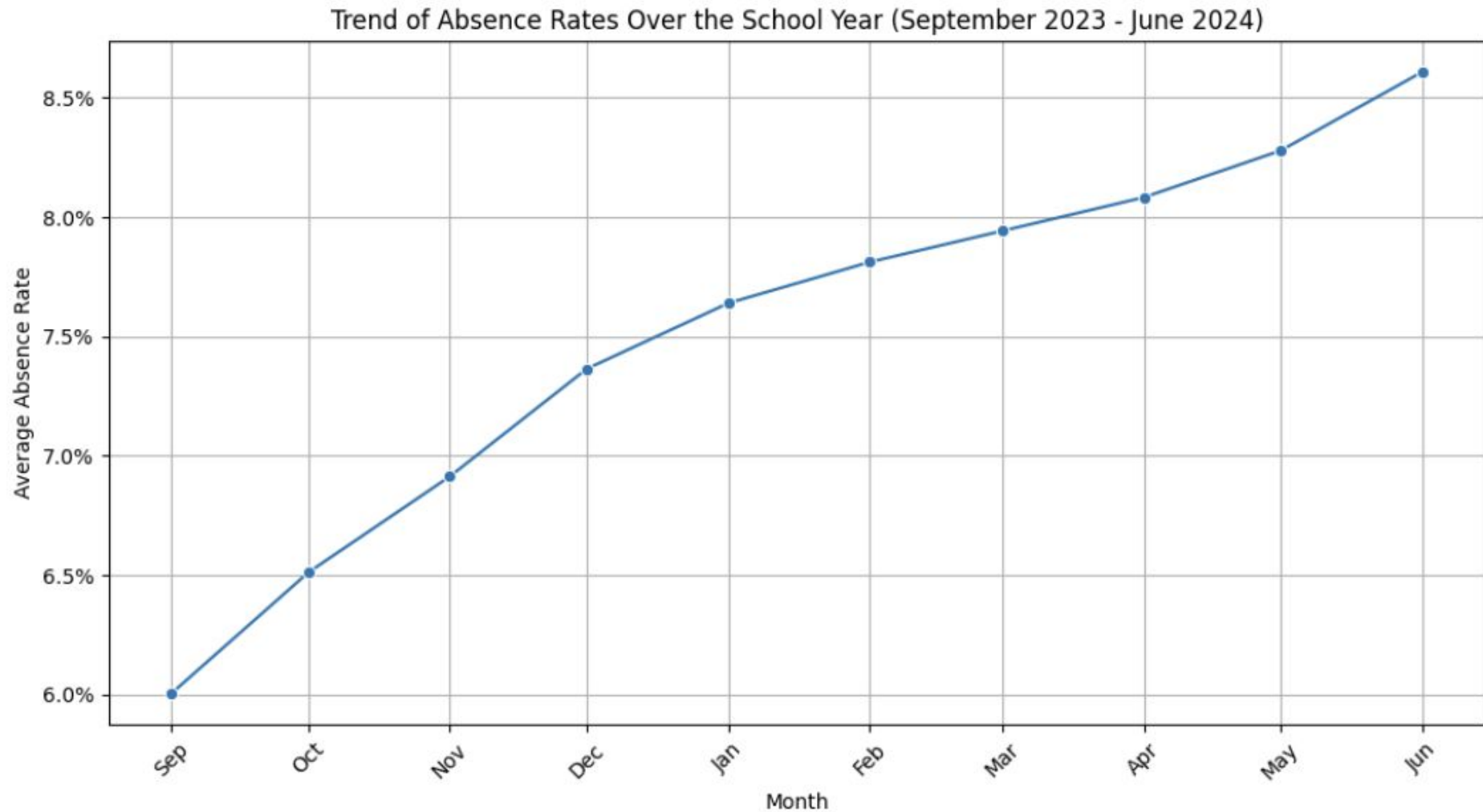
2012-13 Monthly Attendance in NYC Elementary and Middle Schools



2012-13 Monthly Attendance in Struggling NYC Elementary and Middle Schools



On average, absence rates worsen over time

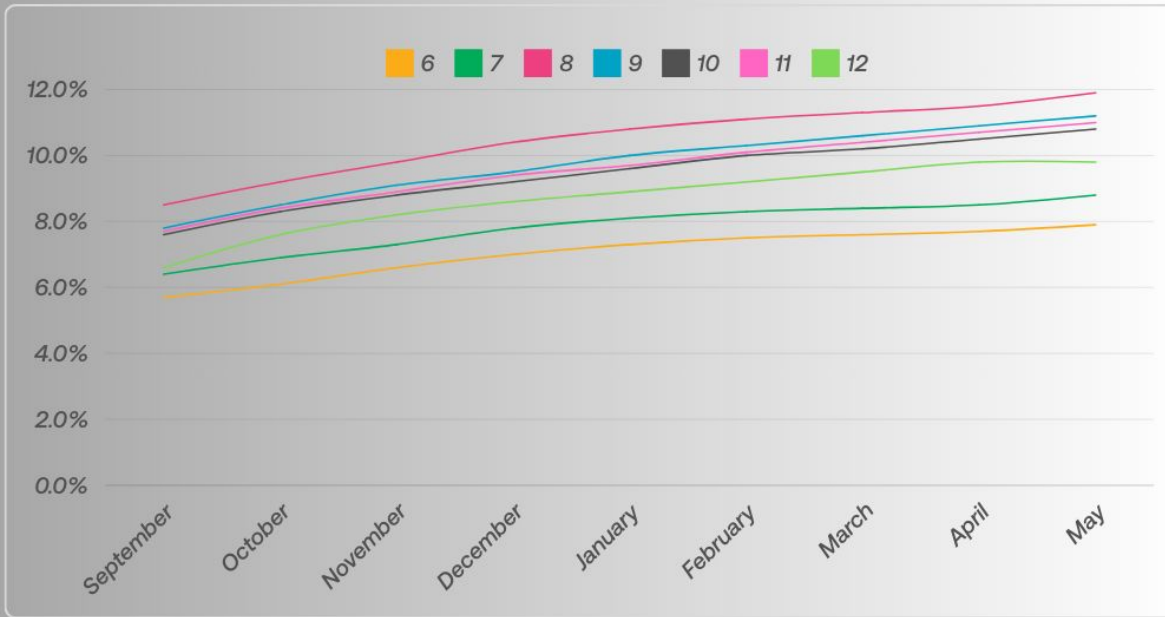


Data Prediction

Add to chat:

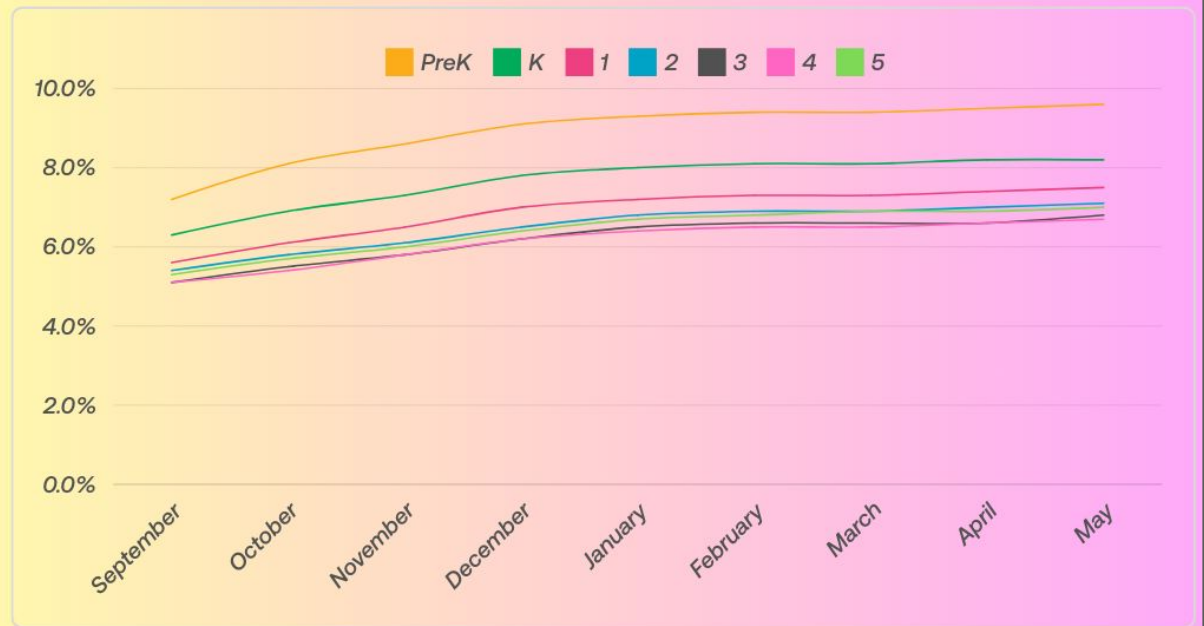
- Which grade level do you think has the highest increase in absences in the Spring and the end of the year?

Absence Rate Over Time in Middle & High School Grades



1.5 Million Students in School Year 2023-2024

Absence Rate Over Time in Elementary Grades

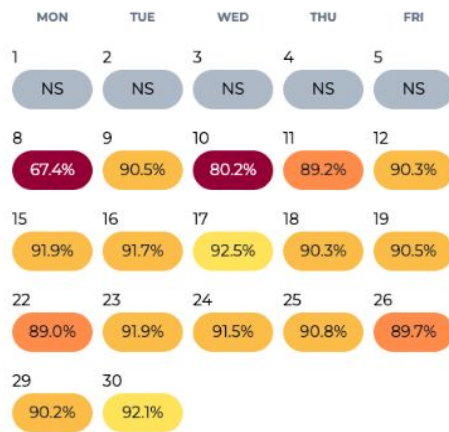


APRIL

Monthly snapshot

Attendance Rate 88.8%

Chronic Absenteeism Rate 40.7%



MAY

Monthly snapshot

Attendance Rate 91.0%

Chronic Absenteeism Rate 23.6%

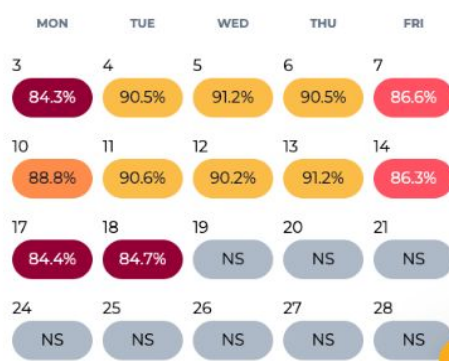


JUNE

Monthly snapshot

Attendance Rate 88.5%

Chronic Absenteeism Rate 34.7%



What contributes to it?

- Having Graduation/Prom (final showcase events) too early
- Post Testing Mindsets
- Spring Weather (warmer + more allergies)
- Field Trip Policies
- Early Vacations
- No after school care
- Teacher Absenteeism/Teacher's desire or need to prepare for next school year

Research Corner: Academic Study

When examining over 10 years of data:

- Every 10 math class absences reduce standardized test scores by 7% of a Standard Deviation
 - Equivalent to the effect of replacing an average-quality teacher with one from the lower 20th percentile of the effectiveness distribution

*The short- and long-run impacts of secondary school absences by Jing Liu, Monica Lee, Seth Gershenson

Which absences matter most?

Short answer: They all do!

Long answer:

- Spring absences are more harmful than Fall absences
- 10 absences in the spring semester reduce course grades by 19% of a Standard Deviation

What Can We Do To Prevent/Lessen Spring Slide?



Month	Prior Year Chronic Absence*	Tier 3 20% +	Tier 2 10-19%	Tier 1 5-9%
August	X			
Sept	X	X		
Oct	X	X		
Nov		X	X	
Dec		X	X	
Jan		X	X	
Feb		X	X	
March			X	X
April			X	X
May				X
June				X

Priority Students:

While the Attendance Team will be supporting attendance at every tier *throughout* the year, the priority or focus students who will receive the most interventions and support will rotate based on the time of year.

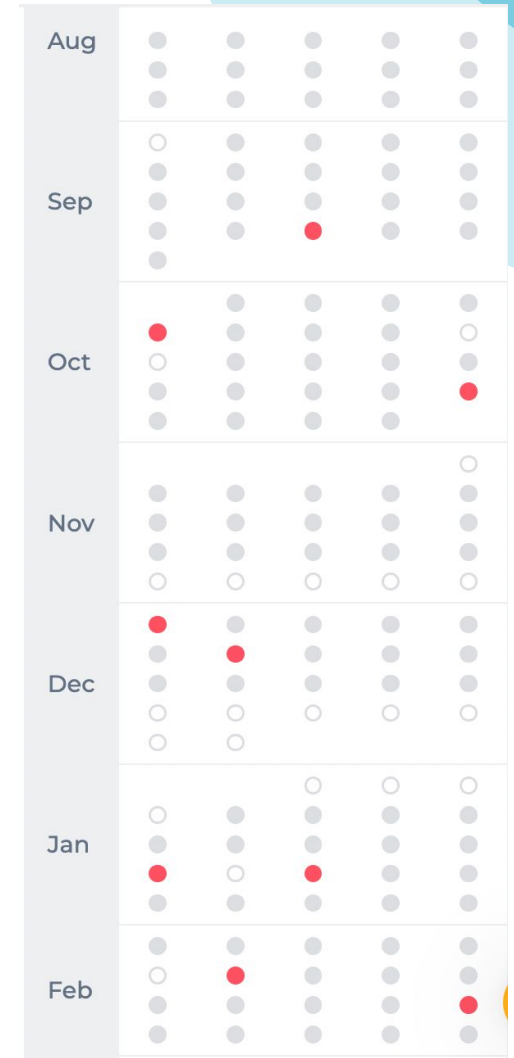
Students At Risk – 5–9% Absence Rate

Students in the At Risk Category at end of February:

- 12.8% ended the year chronically absent

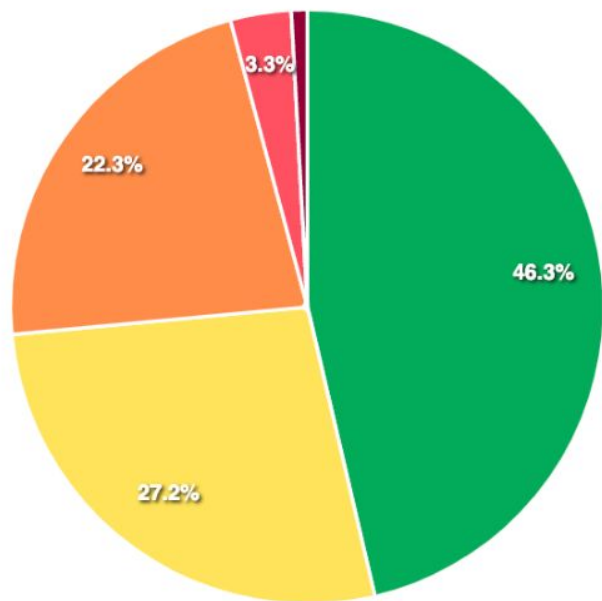
Students missing 8–9% at end of February:






- 26.6% ended the year chronically absent



Data from Middle School SY 24-25 (574 Total Students)

ATTENDANCE BY TIER



TIER	%	TOTAL
 Satisfactory (<5%): Tier 1	46.3%	266
 At Risk (5-9%): Tier 1	27.2%	156
 Moderate Chronic (10-19%): Tier 2	22.3%	128
 Severe Chronic (20-49%): Tier 3	3.3%	19
 Extreme Chronic (>=50%): Tier 3	0.9%	5

Spring Slide Checklist

1. **Create a targeted communication campaign** for your at-risk students. Specifically, how are you supporting students **missing 5-9%**.
2. Spring Break **Education/Information Letter** to Families
3. **Spirit Week** leading up to Spring break with the 'best' day on Friday
4. Make sure your **'final showcase' events** are as late in the year as possible
5. Make sure you have **before/after school care** up to the last day of school

Communicate & Connect

Create a targeted communication plan for your students missing 5-9% with specific goals

1. Set school wide attendance goals for the spring
2. Text/communicate this goal to families/students
3. Review students with 8-9% absence rates & coordinate interventions based on patterns/trends

Your Game Plan for 8–9%

1. **Create intervention group for students with a day of the week pattern**
 - a. Determine if there are consistent barriers involved, send night before text + attach incentive to that particular day

1. **Create 3 intervention groups for tracking:**
 - b. Students that have **worsened** in the last 2 months
 - i. Phone call home with barrier assessment + intervention
 - c. Students that have **improved** in the last 2 months
 - i. Positive Reinforcement
 - d. Students that are **consistently missing** 2–3 days a month
 - i. Student check in and/or phone call home with barrier assessment + intervention and/or monitoring

GROUP DETAILS [EDIT](#)

GROUP OWNER
emily.orngard@everydaylabs.com

MONITORING
Weekly

START DATE
2025-03-06

END DATE
2025-04-17

INTERVENTION
Individualized Motivational System

GOAL
Improve Monday/Friday attendance

INTERVENTION PLAN
Send text nudge message on Sunday night and Thursday night (respectively). Have students select special incentive that they can do when they show up on their 'day'.

Group students according to pattern or barrier

17 Student Profiles

View: 25 [Remove Student](#) [Opt Out](#) [Tag](#) [Download](#)

+ Filter

[Clear Filters](#) [Apply](#)

<input type="checkbox"/>	FIRST NAME	LAST NAME	GRADE	PATTERNS	ABSENCE COUNT (YTD)	ABSENCE RATE (YTD)	
<input type="checkbox"/>	Laura	Mann	2	Mon	17	9.4%	>
<input type="checkbox"/>	Anthony	Ewing	2	Fri	16	8.9%	>
<input type="checkbox"/>	Kelsey	Atkins	5	Thu	11	8.5%	>
<input type="checkbox"/>	Michael	Jefferson	2	Mon	15	8.3%	>
<input type="checkbox"/>	Larry	Briggs	-1	Thu	7	8.1%	>
<input type="checkbox"/>	Craig	Krueger	5	Wed	6	7.8%	>
<input type="checkbox"/>	Sharon	Carson	2	Mon	14	7.8%	>
<input type="checkbox"/>	Lauren	Dunn	3	Fri	7	7.8%	>

Tier 1 Targeted Campaign

- **Create targeted 'Spring Up' campaigns**
 - Engage families & teachers & students in boosting spring attendance
 - Implement creative incentives to increase enthusiasm
 - Share resources around the importance of showing up to school before and after breaks with staff, students and families
 - Create specific goals related to your ADA rate and share broadly

Targeted Campaign Example

Problem: Attendance drops into the 80s and low 90s on Fridays in April & May

Purpose: Improve Friday Attendance, keep attendance 92% or higher

Create slogan: Yay for Friday!

Send Kickoff Communications: Create posters, have teachers add a blurb about this in their newsletters for families, host a q&a for families, pass out flyers at conference nights

Align Incentives: Project Based Learning Fridays, School store is only open on Fridays, Friday afternoon dance parties across the school if ADA rate is 92% or higher (could do this across grade levels)

Other ideas

- Project based learning that taps into student interests
- Consider School Field Trip Policies (make sure they aren't demotivating for a percentage of your population)
- Enlist volunteers to help with class clean up to free up teacher's time to focus on instruction
- SPIRIT WEEK! – Very helpful for the last week(s) of school

Want to learn more?

[Attendance Works Research & Spring Slide Guide](#)

[Attendance Works Spring Slide Resources](#)

Questions?

Reach out to Emily Orngard!

emily.orngard@everydaylabs.com

